

PRABHU DAYAL PUBLIC SCHOOL

SHALIMAR BAGH

SUMMER HOLIDAYS HOMEWORK

SESSION: 2025 – 2026

CLASS – I



***Vacation time! How great it feels to have time for some fun activities. It would be a great idea to get out your pencils, paper, and colours.***



***Make your holidays fruitful and add colours to your creations.***

***NOTE – ALL THE WORKSHEETS ARE TO BE DONE IN SUBJECT COPIES.***

## ENGLISH

**Conversation:** Communication skills play a pivotal role in grooming the overall personality. Convers regularly with your parents, preferably in English.

### Practice the following phrases:

1. May I go to play?
2. May I borrow your pencil/eraser/sharpener?
3. I have finished my work.
4. Mam, may I come in?
5. Mam, may I go to washroom? Mam, may I drink water?
6. Mam, may I sharpen my pencil?
7. Mam, may I go to wash my hands?
8. Mam, may I go to fill my water bottle?
9. Mam, I have lost my pencil / eraser / sharpener / notebook.



**Q1. Read the lesson Why Did Seema Fall? And Baby Bird Learn To Fly and make two flash cards using naming words of your choice from each lesson from the book on a (10cm/10cm) pastel sheet.**

### **Q2. Read the given stories.**

#### **1. The Boy Who Cried Wolf**

There was a young boy whose job was to watch over the village sheep. One day, he was bored and wanted some fun, so he shouted, “Wolf! Wolf!” The villagers came running to help, only to find the boy laughing at them because there was no wolf. The next day, he did it again, and the villagers were angry. Later, a real wolf came and started attacking the sheep. The boy cried, “Wolf! Wolf!” But this time, no one believed him, and the wolf ran off with some sheep.

**Moral of the story: If you keep lying, no one will trust you—even when you’re telling the truth!**

#### **2. The Proud Rose**

In the desert existed a rose and a cactus. The beautiful rose would take every opportunity to insult the cactus. The other plants tried to defend the cactus, but the rose was too obsessed with its own looks. There was no water during a particularly hot summer. The rose started to wither away. But the cactus had become a source of water for sparrows. The rose asked the cactus for water, and the nice cactus readily agreed.

**Moral: Never judge someone according to how they look.**



Q3. Do the following worksheets in your English notebooks. You can either take a print out or draw.



Name: \_\_\_\_\_

## What Kind of Noun?

**Directions:** Read the nouns in the box. Write the nouns into the correct categories.

dog	school	teacher	computer	restaurant	iguana
hospital	catfish	nurse	pencil	cow	police station
carpet	father	girl	ladybug	eyeglasses	theatre
chicken	library	barber	shoe	butcher	toothbrush

### person

1  
2  
3  
4  
5  
6

### place

1  
2  
3  
4  
5  
6



### thing

1  
2  
3  
4  
5  
6

### animal

1  
2  
3  
4  
5  
6

Q) Write six naming words from the picture.











**Q5. Write the articles 'A' or 'AN' before each word.**

1. \_\_\_\_\_ engine

2. \_\_\_\_\_ pencil

3. \_\_\_\_\_ insect

4. \_\_\_\_\_ mask

5. \_\_\_\_\_ inkpot

6. \_\_\_\_\_ computer

7. \_\_\_\_\_ owl

8. \_\_\_\_\_ ear

9. \_\_\_\_\_ umbrella

10. \_\_\_\_\_ boat

11. \_\_\_\_\_ table

12. \_\_\_\_\_ car

13. \_\_\_\_\_ telephone

14. \_\_\_\_\_ envelop

15. \_\_\_\_\_ train

16. \_\_\_\_\_ worm

17. \_\_\_\_\_ elephant

18. \_\_\_\_\_ eye

19. \_\_\_\_\_ ox

20. \_\_\_\_\_ yacht

**Q6. Underline the naming words in these sentences:**

1. The cat is on the wall.

2. The baby has a doll.

3. A goat is eating grass.

4. Mother is cooking dinner.

5. The carpenter is making a stool.

6. An old woman with a stick is crossing the road.

NAME

PLACE

**Q7. Circle the special names in the sentences given below.**

1. Radha is a good girl.

2. Shimla is on the hills.

3. Mahatma Gandhi is called Bapu.

4. Kitty is my pet cat.

5. The Yamuna flows through Delhi.

ANIMAL

THING

**IMPORTANT NOTE :** Revise all the syllabus done in the class .

## HINDI

इ (ि) की मात्रा

1. नीचे दिए चित्रों को देखकर इ (ि) की मात्रा उचित स्थान पर लगाइये ।

\_\_कताब

\_\_सतार

\_\_सतारा

\_\_हरन

\_\_प हया


\_\_गलास

साइ\_\_कल

\_\_वमान

2.

गुब्बारों में लिखे शब्दों को पढ़िए , उनके पहले अक्षर को पहचानकर दिए स्थान पर लिखिए



3. आ की मात्रा लगाकर कहानी पूरी करें और चित्र में रंग भरें।

गड़-गड़, गड़-गड़, ब दल अ य,  
ब दल अ य, जल भर ल य।  
क ल क ल, ब दल छ य,  
छम - छम, छम-छम, जल बरस य।





“आ” की मात्रा वाले शब्द पहेली

मामा काला तवा नीला राजा पान ताला

का	ला	ह	रा	त	वा	का
मा	मा	ल	व	पा	पा	न
ला	दा	ता	न	ला	न	फा
ल	दा	रा	जा	पि	ला	श
छा	वा	ख	मा	ता	वा	ना
ता	पा	ता	च	ना	ना	व
ला	र	र	पा	नी	ला	भ

माता तार हरा दादा पाला नाना

छाता

पिला

पार

#### 4. नीचे दिए वाक्यों में खाली स्थान पर 'ई' की मात्रा लगाइए।

म\_\_\_ना क\_\_\_सख\_\_\_आई।  
म\_\_\_ना जर\_\_\_वाल\_\_\_साड़\_\_\_पहन कर गई।  
तितल\_\_\_उड़, हाथ\_\_\_आया, हथिन\_\_\_भी आई।  
ग\_\_\_ल\_\_\_छतर\_\_\_बाहर रख। असल\_\_\_ह\_\_\_रा रख।  
म\_\_\_ता की चाब\_\_\_गिर गई। म\_\_\_ता बरफ\_\_\_खा।



#### 5. दो अक्षर वाले शब्दों में 'ई' की मात्रा लगाइए।

म___ना	म___रा	पान___	स___ता	फ___ता
कल___	न___ता	र___ता	ग___ता	दान___
नार___	सार___	ग___ल	न___ल	प___ल

#### 6. तीन अक्षर वाले शब्दों में 'ई' की मात्रा लगाइए।

पतल___	मकड़___	तितल___	छतर___	खिड़क___
मछल___	नकल___	असल___	लड़क___	बकर___
इमल___	बिजल___	द___पक	द___वार	गर___ब

#### 7. ग्रीष्मकालीन अवकाश के दौरान, निम्नलिखित गतिविधि करें:

आ, इ, या ई मात्रा का उपयोग करके शब्दों की रेल बनाए।

अपने शब्दों को एक सुंदर A3 size पृष्ठ पर लिखें।





# MATHEMATICS

"Mathematics is like a puzzle , every number fits perfectly."

Do the following worksheets in your MATHS notebook. You can write / print these worksheets.

Q.1 Fill in the blanks by writing the numeral that comes:



Before	Between	After
____ 8	7 ____ 9	14 ____
____ 19	11 ____ 13	7 ____
____ 20	4 ____ 6	6 ____
____ 6	3 ____ 5	3 ____
____ 16	6 ____ 8	18 ____
____ 4	5 ____ 7	5 ____
____ 3	20 ____ 22	20 ____
____ 15	12 ____ 14	0 ____

Q.2 (A) Arrange the given numbers in ascending order:

- a. 10, 20, 8, 13 \_\_\_\_\_
- b. 19, 14, 4, 11 \_\_\_\_\_
- c. 16, 1, 15, 18, \_\_\_\_\_

Q.2 (B) Arrange the following numbers in descending order:

- a. 14, 13, 12, 2 \_\_\_\_\_
- b. 12, 8, 10, 1 \_\_\_\_\_
- c. 17, 20, 23, 6 \_\_\_\_\_

## FIND MISSING LETTERS AND WRITE

1- O N E

2- T \_ \_

3- T \_ \_ \_ E

4- F \_ \_ R

5- \_ \_ \_ E

6- \_ \_ \_

7- S \_ \_ \_ N

8- E \_ \_ \_ T

9- N \_ \_ \_

10- \_ \_ \_

11- E \_ \_ \_ \_ N

12- TW \_ \_ \_ \_

13- T \_ \_ \_ TEEN

14- FOUR \_ \_ \_ \_

15- FIF \_ \_ \_ \_

16- SIX \_ \_ \_ \_

17- SE \_ \_ \_ \_ \_ EN

18- \_ \_ \_ \_ \_ EEN

19- \_ \_ \_ \_ \_ TEEN

20- TW \_ \_ \_ \_

### Vertical Addition:

Look at the following picture addition.

1. T O  
5  
+ 7  
\_\_\_\_\_  
\_\_\_\_\_

2. T O  
4  
+ 6  
\_\_\_\_\_  
\_\_\_\_\_

3. T O  
1 3  
+ 5  
\_\_\_\_\_  
\_\_\_\_\_

4. T O  
1 2  
+ 7  
\_\_\_\_\_  
\_\_\_\_\_

5. T O  
1 1  
+ 6  
\_\_\_\_\_  
\_\_\_\_\_

6. T O  
1 5  
+ 4  
\_\_\_\_\_  
\_\_\_\_\_

7. T O  
1  
+ 9  
\_\_\_\_\_  
\_\_\_\_\_

8. T O  
1 7  
+ 0  
\_\_\_\_\_  
\_\_\_\_\_

9. T O  
1 4  
+ 3  
\_\_\_\_\_  
\_\_\_\_\_


10. T O  
8  
+ 4  
\_\_\_\_\_  
\_\_\_\_\_

11. T O  
9  
+ 1  
\_\_\_\_\_  
\_\_\_\_\_

12. T O  
1 6  
+ 2  
\_\_\_\_\_  
\_\_\_\_\_



Let's calculate !!!

		Name: _____	
<b>Addition to 20</b>			
Answer the addition questions.			
$12 + 6 =$	<input type="text"/>	$10 + 1 =$	<input type="text"/>
$10 + 3 =$	<input type="text"/>	$14 + 4 =$	<input type="text"/>
$13 + 7 =$	<input type="text"/>	$16 + 3 =$	<input type="text"/>
$11 + 2 =$	<input type="text"/>	$10 + 8 =$	<input type="text"/>
$15 + 4 =$	<input type="text"/>	$18 + 1 =$	<input type="text"/>
$12 + 3 =$	<input type="text"/>	$10 + 10 =$	<input type="text"/>

Fill in the missing numbers

$$12 = \boxed{\phantom{00}} \text{ tens} + \boxed{\phantom{00}} \text{ ones}$$

$$17 = \boxed{\phantom{00}} \text{ tens} + \boxed{\phantom{00}} \text{ ones}$$

$$5 = \boxed{\phantom{00}} \text{ tens} + \boxed{\phantom{00}} \text{ ones}$$

$$11 = \boxed{\phantom{00}} \text{ tens} + \boxed{\phantom{00}} \text{ ones}$$

$$20 = \boxed{\phantom{00}} \text{ tens} + \boxed{\phantom{00}} \text{ ones}$$

$$8 = \boxed{\phantom{00}} \text{ tens} + \boxed{\phantom{00}} \text{ ones}$$

### ENVIRONMENTAL STUDIES

1. Learn the names of body parts and sense organs.
2. Activity 1 – take a sheet and make a house out of it and paste a picture of your family inside the house and paste the house on the blank side in your EVS copies. Kindly refer to the image shared below.



**3. Do the following worksheets in your EVS copies. You can either take a print out or draw it.**

**Q) Find the body parts given below and circle in the crossword.**

H	W	E	R	E	Y	E	S
A	F	E	A	R	K	L	M
N	F	T	M	T	Y	I	O
D	R	J	K	O	M	Y	E
A	H	G	H	K	U	U	O
L	E	G	C	N	X	T	L
X	A	N	O	S	E	B	H
Z	D	E	E	L	B	O	W



HAND



LEG



HEAD



MOUTH



EAR



EYES



ELBOW



NOSE

2.



Look at the pictures on each row and choose the right sense organ.













ALL ABOUT



I am

years old

I Live with



★

★

I like to watch

Favorite activities

My Favorite:

COLOR: \_\_\_\_\_

FOOD: \_\_\_\_\_

ANIMAL: \_\_\_\_\_

BOOKS:

I am good at

When I grow up  
I want to be...



ABOUT  
ME

# MY FAMILY

Name the correct family member.



He is my



She is my



He is my



She is my



He is my




She is my

## GENERAL KNOWLEDGE

**Q1. Identify the monuments and tick the correct option:**

1.



☐

Taj Mahal

☐

Lotus Temple

2.


☐

Gateway of India

☐

Hawa Mahal

3.



☐

Taj Mahal

☐

Victoria Memorial

4.


☐

Qutub Minar

☐

Charminar

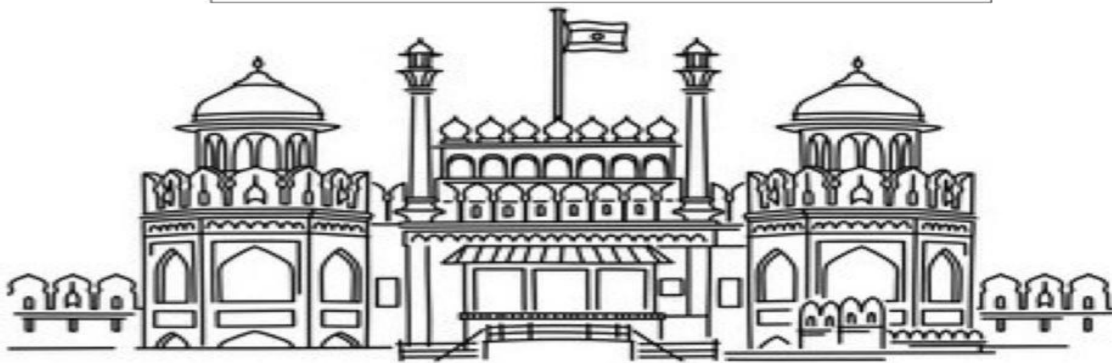
**Note:** Taj Mahal is located in Agra on the banks of river Yamuna and is considered to be one of the seven wonders of the world.

**Q2.Tick the correct option:**

1. \_\_\_\_\_ is the capital city of India.  
a) New Delhi ☐ b) Chennai ☐ c) Kolkata ☐
2. Gateway of India is situated in \_\_\_\_\_.  
a) Mumbai ☐ b) Chandigarh ☐ c) Agra ☐
3. There are \_\_\_\_\_ metropolitan cities in India  
a) Four ☐ b) Three ☐ c) Nine ☐
4. Charminar is situated at \_\_\_\_\_.  
a) Delhi ☐ b) Hyderabad ☐ c) Orissa ☐
5. Lotus temple is situated at \_\_\_\_\_.  
a) Chennai ☐ b) Bangalore ☐ c) New Delhi ☐

GK!

**Q3.Name and colour the monument of India.**



**NOTE:** Every year, on 15<sup>th</sup> August Independence Day is celebrated. On this day our Prime Minister hoists the national flag at the Red Fort in Delhi.

**Q4. Learn names of the states and their capitals.**

**Q5. Take one state of any of your choice. Draw / Paste pictures of their cultural food. Write the lines about it in your GK notebook.**


**ACTIVITY**

Lets' nurture the nature so that we can have a better future.

Hurrah! It's time to celebrate the World Environment Day on 5<sup>th</sup> June.

Let's color the given picture and make this world a beautiful place to live in and protect our environment.





### ART AND CRAFT

**Q1. Take an A3 size sheet. Use your imagination and creativity to make a fish craft. Refer to the images given below.**



**Q2. A) For roll nos. 1 to 17 (take a print out of the doll given below or you can draw on an A3 size sheet.) Colour it and use your imagination to decorate it. You can use thermocol balls, quilling balls, mirrors, or any other decorative material**



B) for roll nos. 18 to 35 (take an A3 size sheet of any light colour and add a simple border to it. Cut out a pot from brown sheet and paste it on A3 sheet. Help your child to make hand prints to create flowers. Refer to the picture shared below.

